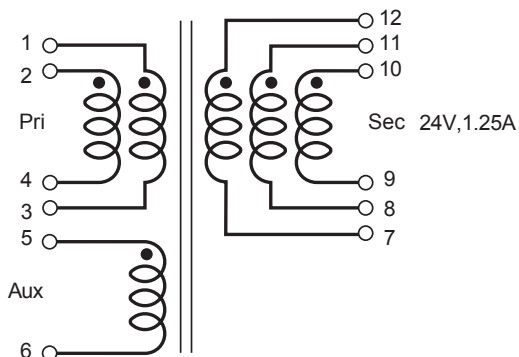
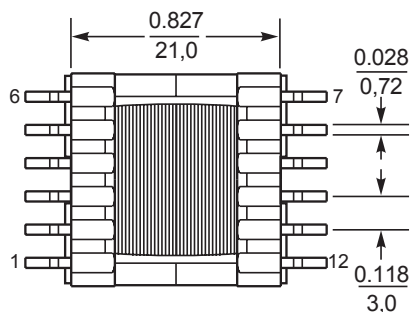
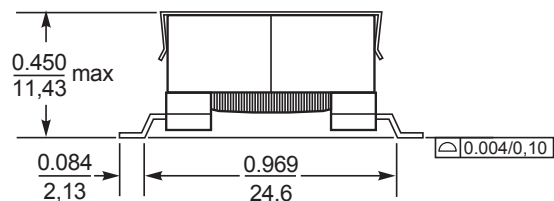
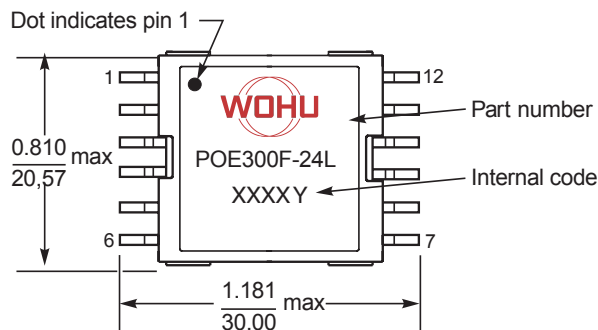


REACH & RoHS
COMPLIANT

REV.	ECN / DESCRIPTION	BY	DATE
A0	NEW	MQ.Qu	2020.06.02



- Designed to meet 30 W PoE IEEE 802.3at-2009 standard.
- Operates at 250 kHz with 36-72 Volts input.
- Isolation: 1500 Vrms, one minute pri to sec; 500 Vrms pri to aux

Core material Ferrite

Terminations RoHS tin-silver over tin over nickel over phos bronze.

Weight 11.9 g

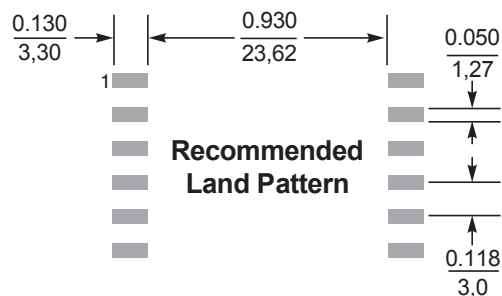
Ambient temperature -40°C to +125°C

Storage temperature Component: -40°C to +125°C.

Tape and reel packaging: -40°C to +80°C

Resistance to soldering heat Max three 40 second reflows at +260°C, parts cooled to room temperature between cycles

Moisture Sensitivity Level (MSL) 1 (unlimited floor life at <30°C / 85% relative humidity)



1. Inductance is for the primary, measured at 250 kHz, 0.1 Vrms, 0Adc
2. Ipk is peak primary current drawn at minimum input voltage.
3. DCR for the secondary is per winfing.
4. Leakage inductance measured between pins 3 and 4 with all other pins shorted.
5. Turns ratio is with the secondary windings connected in parallel.
6. Output of the secondary is with the windings connected in parallel. BiasWinding output is 12 V, 20mA.
7. Electrical specifications at 25°C.



苏州沃虎电子科技有限公司

Tel:4001048018 Http://www.wohu-tek.com

Part number ¹	Power (W)	Inductance at 0 A ² ±10% (μH)	Inductance at Ipk ³ min (μH)	DCR max (Ohms)			Leakage inductance ⁵ max (μH)	Turns ratio ⁶		Ipk ³ (A)	Output ⁷
				pri ⁴	sec ⁴	aux		pri : sec	pri : aux		
WH300F-24L	30	42	37.8	0.060	0.055	0.195	0.310	1 : 0.67	1 : 0.33	2.6	24V, 1.25A